



## Modular Cooking Range Line 700XP 800mm Electric Fry Top, Smooth and Ribbed Brushed Chrome Plate

ITEM # \_\_\_\_\_  
MODEL # \_\_\_\_\_  
NAME # \_\_\_\_\_  
SIS # \_\_\_\_\_  
AIA # \_\_\_\_\_



**371347  
(E7IIMDAOMEA)**

Full module electric Fry Top with 2/3 smooth and 1/3 ribbed brushed chrome cooking Plate, sloped, thermostatic control, scraper included

**371329  
(E7IIMIAOMEA)**

Full module electric Fry Top with 2/3 smooth and 1/3 ribbed brushed chrome cooking Plate, sloped, 230V, thermostatic control, scraper included

### Short Form Specification

**Item No.** \_\_\_\_\_

To be installed on open base installations or bridging supports. 2/3 smooth and 1/3 ribbed cooking surface in brushed chrome. Temperature range from 120°C to 280°C. Removable drawer below the cooking surface for the collection of grease and fat. Exterior panels in stainless steel with Scotch Brite finish. One piece pressed work top in 1.5 mm thick stainless steel. Right-angled side edges to allow flush-fitting junction between units.

### Main Features

- Unit to be mounted on open base cupboards, bridging supports or cantilever systems.
- Large drain hole on cooking surface permits the draining of fat into large 1,5 liter collector placed under the cooking surface.
- Large grease collection container available as optional accessory to be installed under top units over open base cupboard.
- Safety thermostat and thermostatic control.
- Stainless steel high splash guard on the rear and sides of cooking surface. Splash guard can be easily removed for cleaning.
- IPx4 water protection.
- Infrared heating elements mounted below the cooking surface.
- Frontal simmering zone.
- Temperature range from 120° up to 280°C.
- Rough brushed chrome surface is highly resistant to scratches and facilitates cleaning operations at the end of the day.
- Scrapers with smooth and ribbed blades included as standard.
- Suitable for countertop installation.

### Construction

- Cooking surface 2/3 smooth and 1/3 ribbed.
- Exterior panel in Stainless Steel with Scotch Brite finish.
- One piece pressed 1.5 mm work top in Stainless steel.
- Model has right-angled side edges to allow flush fitting joints between units, eliminating gaps and possible dirt traps.
- Cooking surface 12mm thick brushed chrome for optimum grilling results and ease of use.

**APPROVAL:** \_\_\_\_\_



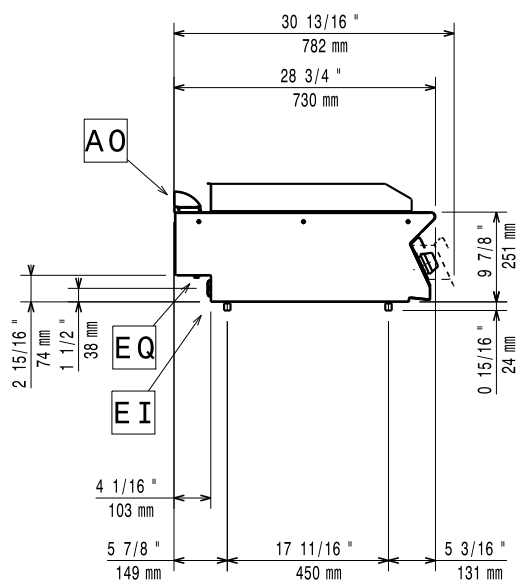
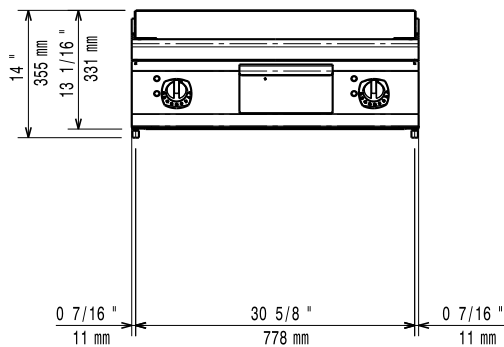
Experience the Excellence  
[www.electroluxprofessional.com](http://www.electroluxprofessional.com)

### Included Accessories

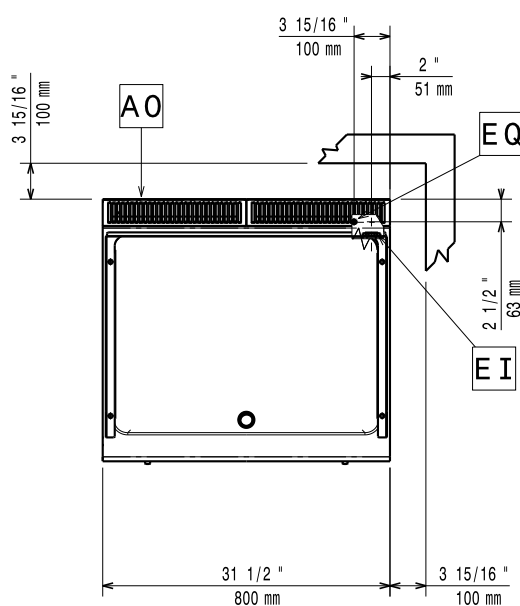
- 1 of Scraper for smooth plate fry tops PNC 164255
- 1 of Scraper for ribbed plate fry tops - kit includes knife blades for both smooth and ribbed surface PNC 206420

### Optional Accessories

- Scraper for smooth plate fry tops PNC 164255 ☐
- Junction sealing kit PNC 206086 ☐
- Support for bridge type installation, 800mm PNC 206137 ☐
- Support for bridge type installation, 1000mm PNC 206138 ☐
- Support for bridge type installation, 1200mm PNC 206139 ☐
- Support for bridge type installation, 1400mm PNC 206140 ☐
- Support for bridge type installation, 1600mm PNC 206141 ☐
- Frontal kicking strip, 800mm (not for refr-freezer base) (only for 371329) PNC 206176 ☐
- Frontal kicking strip, 1600mm (not for refr-freezer base) (only for 371347) PNC 206179 ☐
- Chimney upstand, 800mm PNC 206304 ☐
- Right and left side handrails PNC 206307 ☐
- Back handrail 800 mm PNC 206308 ☐
- Grease/oil kit container for 700 line frytops (half and module) and 900 line frytops (module) PNC 206346 ☐
- Chimney grid net, 400mm (700XP/900) PNC 206400 ☐
- Scraper for ribbed plate fry tops - kit includes knife blades for both smooth and ribbed surface PNC 206420 ☐
- Cloche for fry tops PNC 206455 ☐
- Frontal handrail, 800mm PNC 216047 ☐
- Frontal handrail, 1200mm PNC 216049 ☐
- Frontal handrail, 1600mm PNC 216050 ☐
- Large handrail - portioning shelf, 800mm PNC 216186 ☐
- 2 side covering panels for top appliances PNC 216277 ☐



EI = Electrical inlet (power)  
 EQ = Equipotential screw



### Electric

#### Supply voltage:

371347 (E7IIMDAOMEA)	400 V/3 ph/50/60 Hz
371329 (E7IIMIAOMEA)	230 V/3 ph/50/60 Hz

#### Electrical power max.:

371347 (E7IIMDAOMEA)	8.4 kW
371329 (E7IIMIAOMEA)	7.8 kW

#### Total Watts:

371347 (E7IIMDAOMEA)	8.4 kW
371329 (E7IIMIAOMEA)	7.8 kW

#### Predisposed for:

371347 (E7IIMDAOMEA)	380-400V 3~ 50/60Hz
371329 (E7IIMIAOMEA)	7.6-8.4kW

### Key Information:

Cooking surface width:	730 mm
Cooking surface depth:	540 mm
Working Temperature MIN:	120 °C
Working Temperature MAX:	280 °C
External dimensions, Width:	800 mm
External dimensions, Depth:	730 mm
External dimensions, Height:	250 mm
Net weight:	70 kg

#### Shipping weight:

371347 (E7IIMDAOMEA)	73 kg
371329 (E7IIMIAOMEA)	84 kg

#### Shipping height:

371347 (E7IIMDAOMEA)	530 mm
371329 (E7IIMIAOMEA)	540 mm

#### Shipping width:

820 mm
--------

#### Shipping depth:

860 mm
--------

#### Shipping volume:

371347 (E7IIMDAOMEA)	0.37 m <sup>3</sup>
371329 (E7IIMIAOMEA)	0.38 m <sup>3</sup>

If appliance is set up or next to or against temperature sensitive furniture or similar, a safety gap of approximately 150 mm should be maintained or some form of heat insulation fitted.